

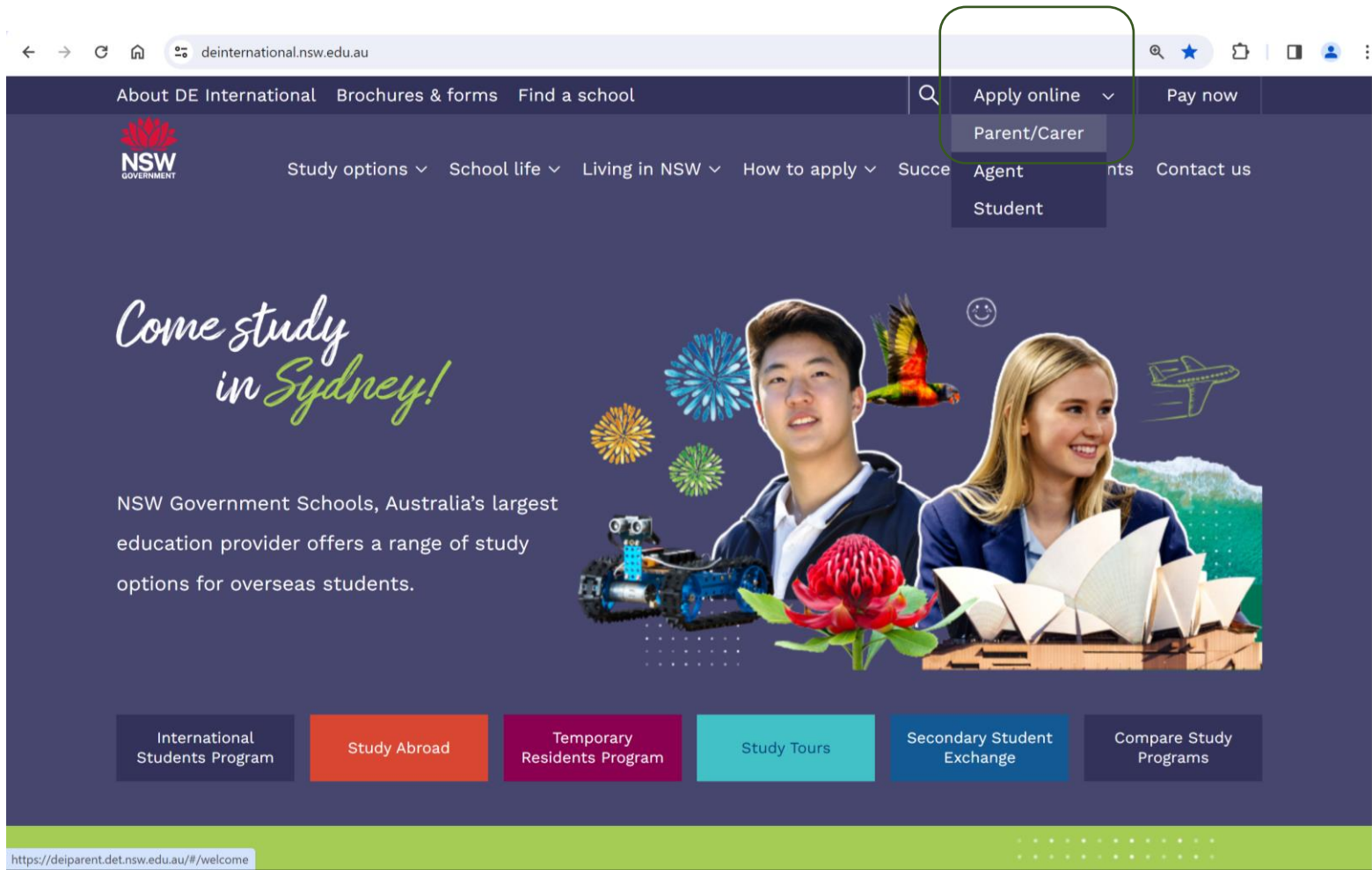
1. Register Parent

2. Register Student

3. Launch
new application

4. Study purpose

5. Submit



Access the Online Application Portal:

<https://www.deinternational.nsw.edu.au>

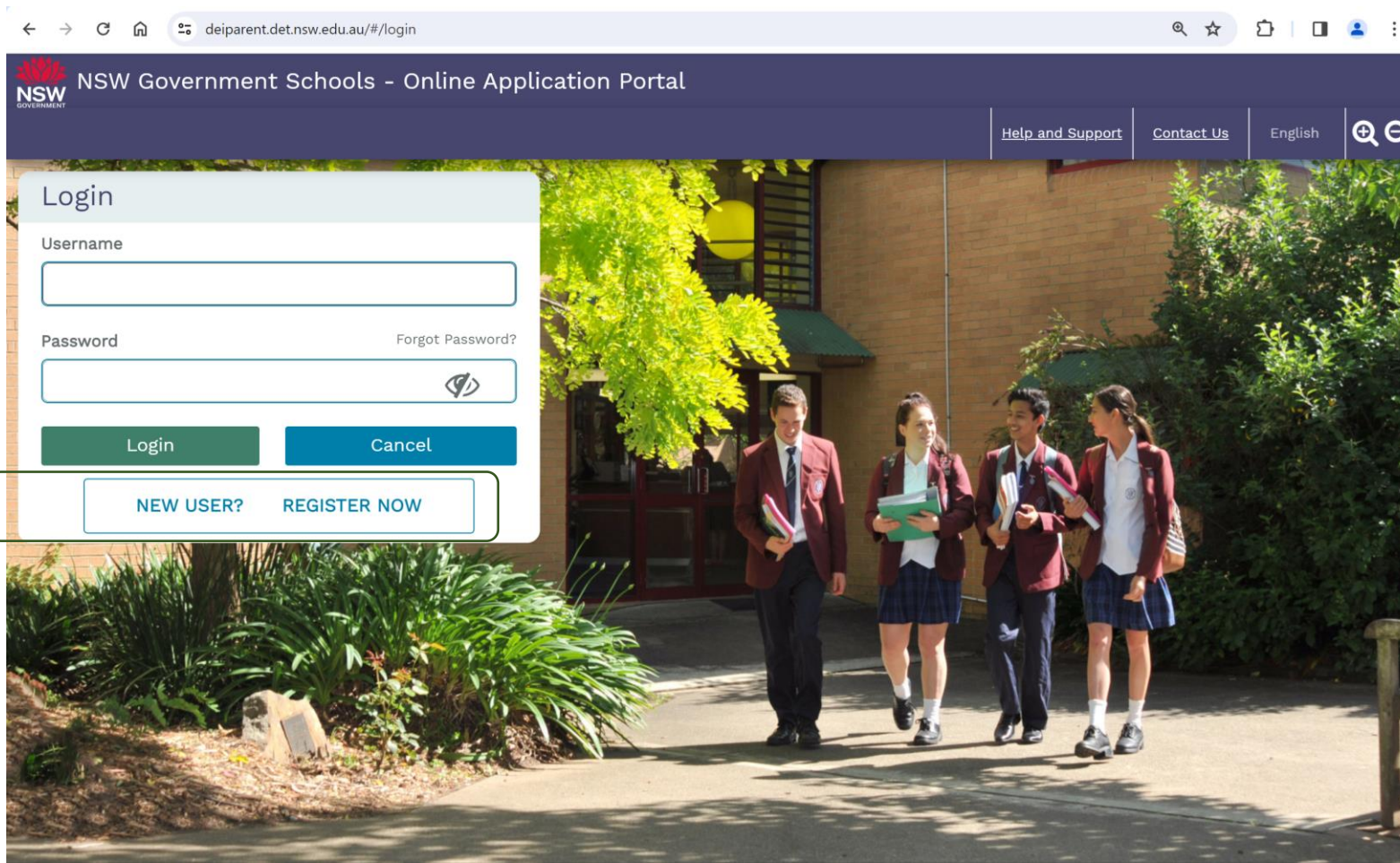
1. Register Parent

2. Register Student

3. Launch
new application

4. Study purpose

5. Submit



The screenshot shows the login page of the NSW Government Schools - Online Application Portal. The page has a dark blue header with the NSW Government logo and the text "NSW Government Schools - Online Application Portal". Below the header, there are links for "Help and Support", "Contact Us", and "English". The main content area features a "Login" form with fields for "Username" and "Password", a "Forgot Password?" link, and "Login" and "Cancel" buttons. Below the form, there are two buttons: "NEW USER?" and "REGISTER NOW". The background of the page shows a group of students in school uniforms walking on a path outside a school building.

Existing user

- Login

New user

- Register now

1. Register Parent

2. Register Student

3. Launch
new application

4. Study purpose

5. Submit

← → ↺ 🏠 📄 deiparent.det.nsw.edu.au/#/create-parent 🔍 ☆ 📁 📱 👤 ⋮

Parent/ Legal Custodian Registration

Please note that all fields marked with an (*) are required.

Parent/ Legal Custodian (Your Details)

Given Name/ First Name*

As per the identity document, e.g., passport.

Family Name/ Last Name/ Surname*

☐ Click here only if your passport or birth certificate does not have a family name, last name or surname

Date of Birth*

DD/MM/YYYY 📅

Gender*

Male Female

Country of Birth*

Please select ▼

Nationality*

Please select ▼

Do you have a current Passport, ImmiCard, Titre de Voyage, Document for Travel to Australia (DFTTA) or PLO56 Evidence Card? *

Yes No

Identity document type*

Passport ▼

Parent/Legal Custodian Registration

- *Register one parent (main carer) for portal access (additional parent or direct relatives can be added later at application stage)*
- Enter name(s) as they appear on passport
- Upload identity document
- Complete all mandatory fields

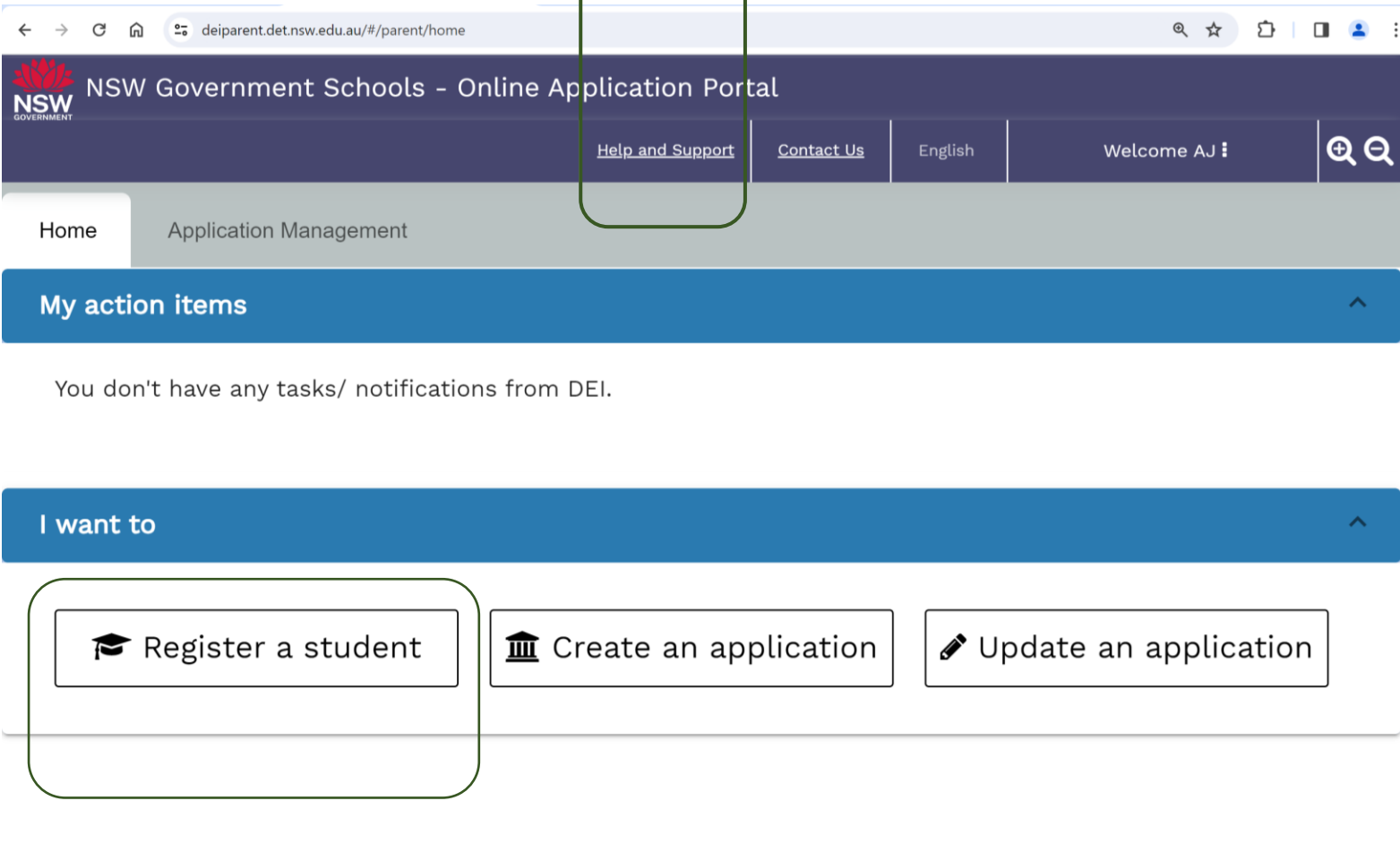
1. Register Parent

2. Register Student

3. Launch
new application

4. Study purpose

5. Submit



The screenshot shows the 'NSW Government Schools - Online Application Portal' in a web browser. The address bar shows 'deiparent.det.nsw.edu.au/#/parent/home'. The page has a dark blue header with the NSW Government logo, the title 'NSW Government Schools - Online Application Portal', and navigation links for 'Help and Support', 'Contact Us', 'English', and 'Welcome AJ'. Below the header is a light grey navigation bar with 'Home' and 'Application Management'. A blue section titled 'My action items' contains the message 'You don't have any tasks/ notifications from DEI.' Below this is another blue section titled 'I want to' which contains three buttons: 'Register a student' (with a graduation cap icon), 'Create an application' (with a building icon), and 'Update an application' (with a pencil icon). A green rounded rectangle highlights the 'Register a student' button.

“Register a student”

- Create new child profile (new enrolments).

Is your child already enrolled in a NSW government school?

- Click “[Help and support](#)” for DE International to link your child's student record to your new parent login.
- You will not need to submit a new application for your child and do not need to proceed any further with this guide.

1. Register Parent

2. Register Student

3. Launch
new application

4. Study purpose

5. Submit

→ ↺ ↻ deiparent.det.nsw.edu.au/#/parent/appl-mgmt 🔍 ☆ 📄 📱 👤

Student Registration

Please note that all fields marked with an (*) are required.

Student Details

Has the student previously applied to a NSW Government School? *

Given Name/ First Name (As per the identity document, e.g., passport) *

Family Name/ Last Name/ Surname *

☐ Click here only if your child's passport or birth certificate does not have a family name, last name or surname.

Preferred Name

Date of Birth (Child must turn five (5) by 31 July of the school start year to be eligible to start Kindergarten) *

📅

Gender *

Student's Country of Birth *

Student's Nationality *

Does the student have a current valid Passport, Immicard, Voyage de Titre, Document for Travel to Australia (DFTTA) or PL056 Evidence Card? *

Student registration

- Please provide your child's details to create their registration.

1. Register Parent



2. Register Student



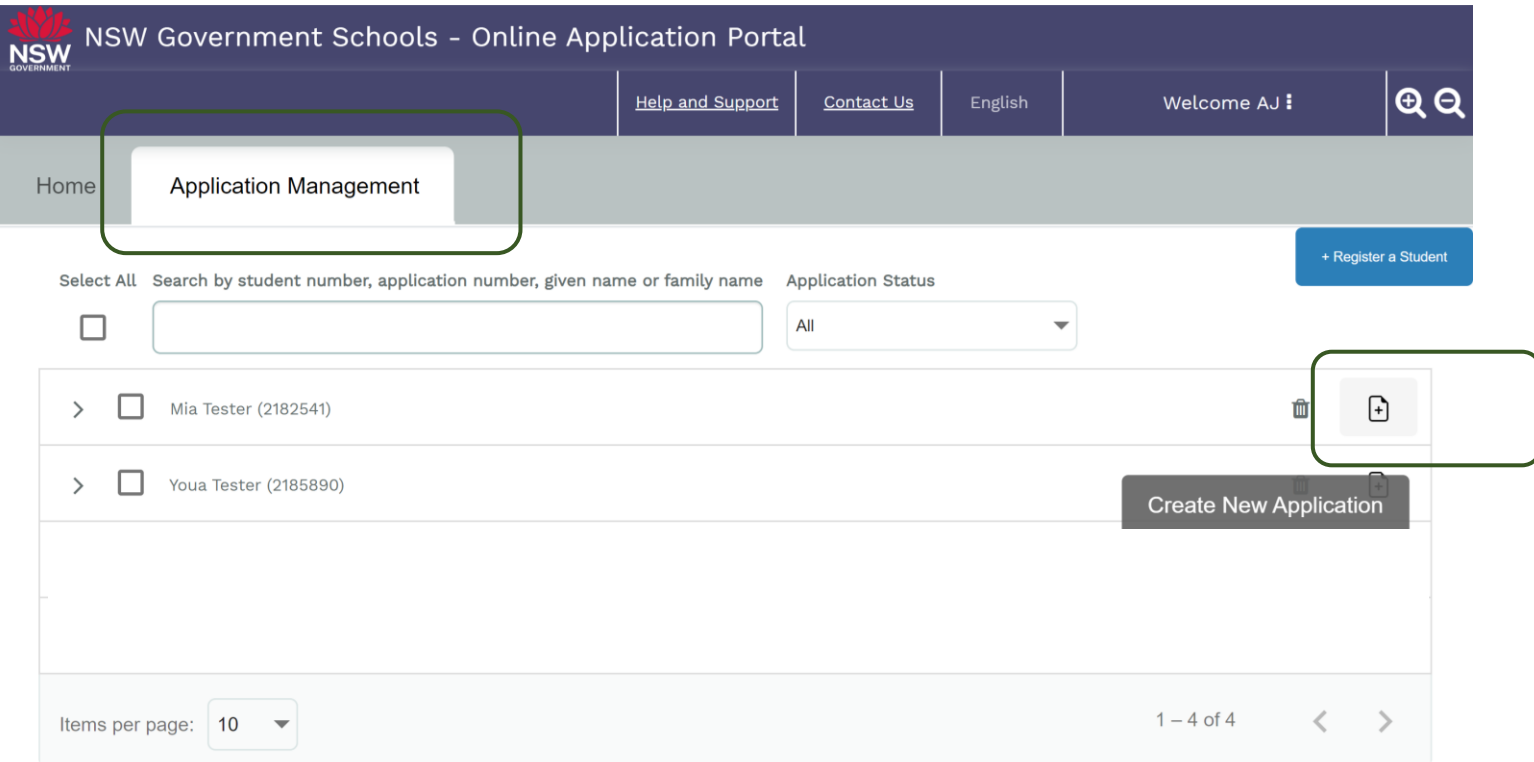
3. Launch
new application



4. Study purpose




5. Submit




The screenshot shows the 'Application Management' tab selected in the top navigation bar. Below the navigation bar, there is a search bar with the text 'Search by student number, application number, given name or family name' and a dropdown menu for 'Application Status' set to 'All'. A table lists two students: 'Mia Tester (2182541)' and 'Youa Tester (2185890)'. Each student entry has a checkbox on the left and a trash icon on the right. A green box highlights the trash icon for 'Youa Tester'. Below the table, there is a 'Create New Application' button. At the bottom, there is a pagination bar showing 'Items per page: 10' and '1 - 4 of 4'.

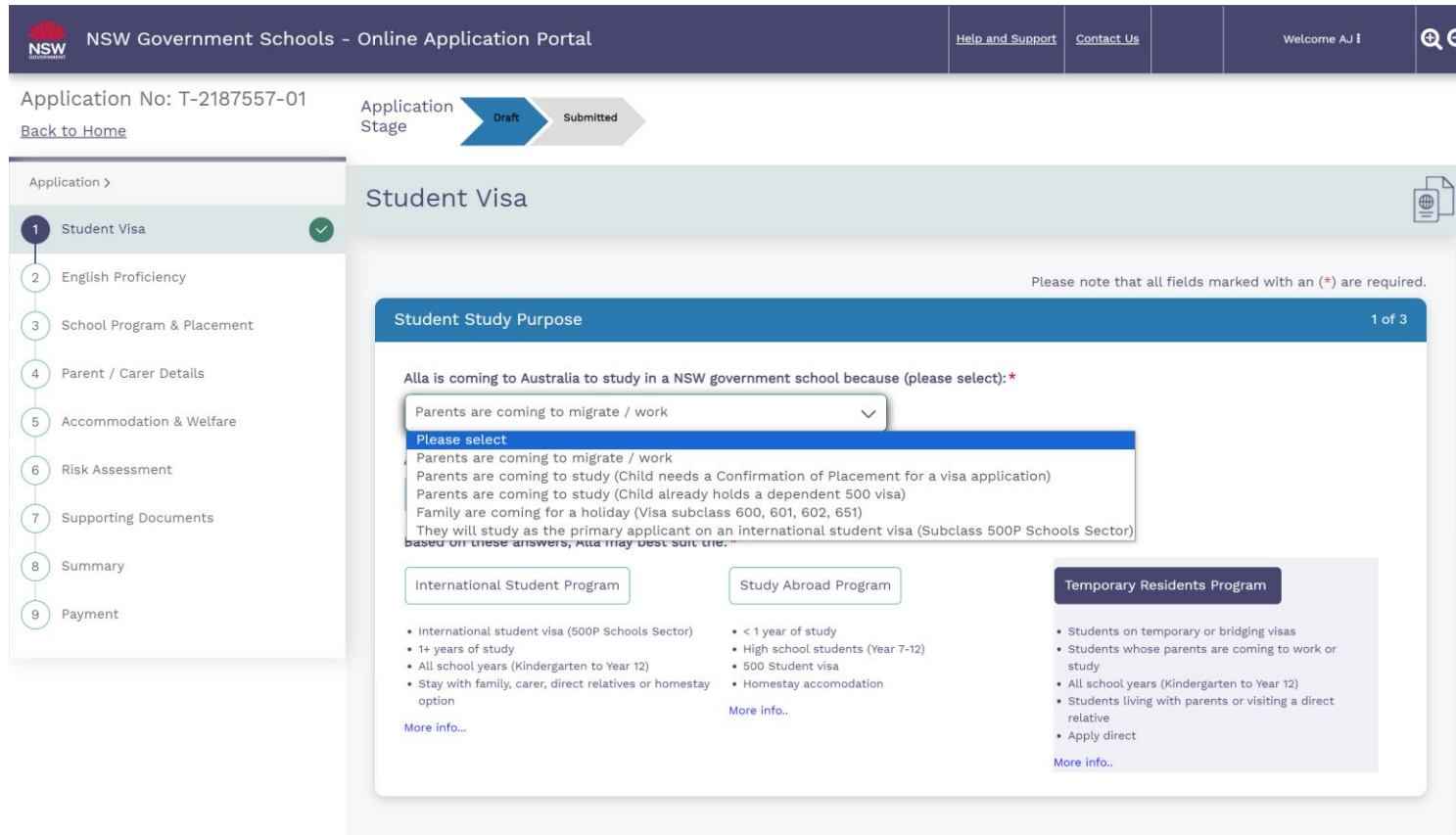
Creating a new application for your child

- Click on the 'Application Management' tab
- Identify your child's name
- Click the 'Create new application' icon 

Please note: Only one draft application can be saved at a time.

Made a mistake on your application?

- You can delete and recreate students and applications by clicking the delete icon 

NSW Government Schools - Online Application Portal

Application No: T-2187557-01

Application Stage: Draft Submitted

Back to Home

Application >

- 1 Student Visa
- 2 English Proficiency
- 3 School Program & Placement
- 4 Parent / Carer Details
- 5 Accommodation & Welfare
- 6 Risk Assessment
- 7 Supporting Documents
- 8 Summary
- 9 Payment

Student Visa

Please note that all fields marked with an (*) are required.

Student Study Purpose 1 of 3

Alla is coming to Australia to study in a NSW government school because (please select):*

Parents are coming to migrate / work

Please select

- Parents are coming to migrate / work
- Parents are coming to study (Child needs a Confirmation of Placement for a visa application)
- Parents are coming to study (Child already holds a dependent 500 visa)
- Family are coming for a holiday (Visa subclass 600, 601, 602, 651)
- They will study as the primary applicant on an international student visa (Subclass 500P Schools Sector) based on these answers, Alla may best suit one:

International Student Program

- International student visa (500P Schools Sector)
- 1+ years of study
- All school years (Kindergarten to Year 12)
- Stay with family, carer, direct relatives or homestay option

[More info...](#)

Study Abroad Program

- < 1 year of study
- High school students (Year 7-12)
- 500 Student visa
- Homestay accommodation

[More info...](#)

Temporary Residents Program

- Students on temporary or bridging visas
- Students whose parents are coming to work or study
- All school years (Kindergarten to Year 12)
- Students living with parents or visiting a direct relative
- Apply direct

[More info...](#)

Study Purpose

- Please choose the study purpose that applies to your child

Visitor Visa holders

- Please select 'Family are coming for a holiday'

International student parents with a student visa (subclass 500) granted:

- Parent are coming to study (Child already holds visa)

International student parents who will apply for a student visa (subclass 500):

- Parents are coming to study (Child needs a Confirmation of Placement for visa application)
- See 'Confirmation of Placement' Guide

All other parents:

- Parents are coming to migrate / work

